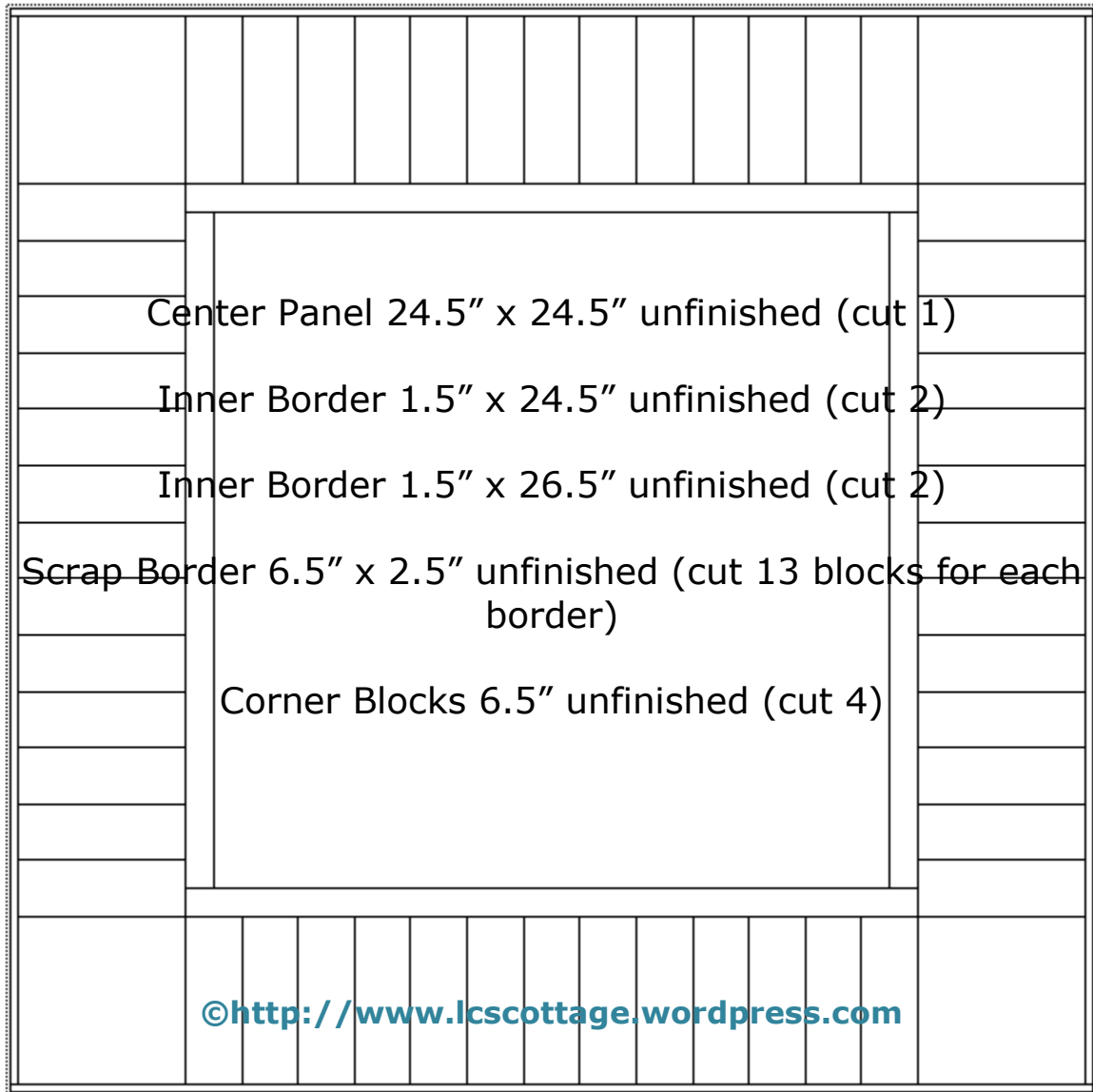


**Melanie's Table Topper**  
©<http://www.lcscottage.wordpress.com>

















38.5" x 38.5"



The table topper would look great in any color scheme/theme...holiday, florals, Asian, novelty, etc....

It is simple and makes a nice gift, or an easy way to add to a room décor.

Fabric key	Number of patches	Yardage estimate	Fabric key	Number of patches	Yardage estimate
	5	1 + 3/8		8	# 3/8
	5	1/8		3	1/8
	4	1/8		4	1/8
	9	1/4		4	1/8
	4	1/8		4	1/8
	4	1/8		4	1/8
	4	1/8		3	1/8

# The estimate for this fabric assumes that long strips ARE pieced.

You will also need 1.5 yards of batting and 1.5 yards of fabric for backing (You could get by with a little less since the quilt is only 38.5").

The binding fabric is included in the above chart ...made from the same fabric as the inner border.

- ❖ Sew the table topper with .25" seam allowances.
- ❖ This pattern assumes the maker already has quilting knowledge, therefore sewing instructions are not included.

©<http://www.lcscottage.wordpress.com>